

## Project Youth Room

Community Christian Church  
www.comchrist.com

### How Did This Project Start?

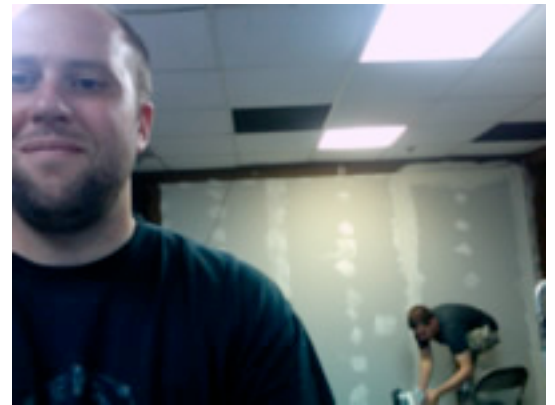
About a year ago my friend Brian Howlett and I walked into the room and started asking the question, “What could we do if money was not an issue?” We came up with about a \$5,000 plan to redo the Youth Room.

Then one of the volunteers approached me saying they would donate several hundred dollars to the project to make it happen. This volunteer saw what I saw and were tired of things not working correctly. As God would have it, this volunteer ended up donating their own money to the purchase of brand new sound equipment for the room.


After this we brought it to the rest of the volunteers and asked them to think of some ideas. They came up with a modular stage, a student artwork area and more. At the time, we had no way to fund the project and no idea when we could start it.

### The Breaking Point

After several months the room began to look worse. The chairs were old and smelly, the walls needed paint, dirt would come in under the curtains, making everything filthy and the room was generally a mess. *I was tired of it.* I decided to call my friend Chris who does some contractor work on the side. With his help and my money we put up the back wall, the first piece of the remodel.



### How Did the Project Continue?



Though we had the big plan always in mind, we just did it one step at a time. I bought paint next. I began praying that someone would come alongside us and donate toward the cause. I called the students and asked who would want to help tear down the stuff on the walls and paint. I took advantage of one of their days off from school and had several students join me.

We had finished painting within a week. The painting happened to be finished the Saturday of the

fires. I began thinking, “out of the ashes a new beginning.”


## **The Prayers of The Students**

The real change came when our students wrote prayers on the concrete floor of the youth room. We did this as a project one Sunday prior to the flooring being laid down. After the prayers were written, God came to answer.



## **An Act of Generosity**

We received our first act of generous giving 2 weeks into the project. Petra Industrial Polymers ( a company that Rob Hueners connected us with) said they would donate labor and even pay for half the materials for an epoxy floor! In money terms, that meant we were going to pay a few hundred dollars for about a five thousand dollar floor. In addition, they worked with us to create something unique and fun.



This was especially generous as there was absolutely nothing in it for them. They do not go to our church and lost money on the project. They asked for nothing in return.

## **A Major Donor**

Before the floor went down, word of what we were doing got to an interested donor. His grandkids were in the youth group and he wanted to do something for our church and it's students. After a meeting explaining what he wanted to do and what we were trying to accomplish, he donated \$2,000 to finish off the project. At this point our prayers had been answered and the supplies that had been purchased in good faith now had a payee! Praise God for him and for what that meant for our room and for our students.



## **A Major Gift**

After sending a newsletter to parents of students at our church, we received one interested family who wanted to donate something big. The last week in November, this family

walked into my office with a 42" plasma screen TV they had purchased on black Friday. One of the largest and most important pieces of the room was now purchased!

## **A Summary**

I want to give credit where credit is due. Below is a breakdown of where the work, money and vision came from based on loose percentages.

### **Labor** (based on time spent working)

Paid Labor (35%)  
Youth Volunteers (35%)  
Youth (15%)  
Parents of Students (10%)  
Church Members (5%)

### **Funding** (based on donated money only)

Major Donor (60%)  
Youth Volunteers (25%)  
Parents of Students (10%)  
Youth (5%)



### **Planning**

Youth Volunteers (80%)  
Youth (10%)  
Others (companies, parents, etc) (10%)

These are approximations and don't take into account things like Rob Hueners connecting us with the flooring and parents connecting us with donors etc. Also, the labor is based on time working not necessarily efficiency or skill level.

However, the important things are represented. The students did not stand on the sideline. They did whatever they could do to help. The volunteers heart and passions shone through in the project, giving money and time whenever possible.

### **What's Left?**

There are a few items we didn't get to, but those can be purchased as time moves on. In fact this means that if you wanted to be a part of the finishing touches, we would welcome the help! You can see our financial summary sheet at the end for information. If you would like to pledge an amount to help donate to the room please send an email to [mike@comchrist.com](mailto:mike@comchrist.com). I will collect the pledge money when we have enough to purchase at least one of the remaining items.

## **What Does it Look Like Finished?**

Awesome. Seriously though, I did not want to include a picture of the finished product so that you would visit on our open house day December 21<sup>st</sup> from 8:30am-12:30pm. Come on over and see what all this time, energy, and money went toward!

### **Youth Room Remodel Budget Sheet**

*Updated 12.08.08*

Cost	Spent On	Date Spent
\$95.25	Construction	5-Nov-08
\$7.32	Construction	5-Nov-08
\$30.37	Food	10-Nov-08
\$75.36	Food	15-Nov-08
\$209.56	Paint	15-Nov-08
\$82.61	Flooring	17-Nov-08
\$32.29	Flooring	18-Nov-08
\$150.00	Flooring	21-Nov-08
\$72.00	Audio Visual	25-Nov-08
\$16.70	Miscellaneous	26-Nov-08
\$200.00	Flooring	25-Nov-08
\$107.74	42" TV	1-Dec-08
\$874.41	Seating	3-Dec-08
\$27.99	Audio Visual	3-Dec-08
\$118.50	Audio Visual	4-Dec-08
\$94.78	Audio Visual	5-Dec-08
\$2,194.88	<b>TOTAL</b>	

### **Youth Room Remodel Remaining Expenses**

\$189.99	Rock Band
\$1,199	Computer
\$1,000	Bathroom Flooring
\$2,389	<b>TOTAL</b>

### **Donated Items**

Appr. Value	Item
\$350	Powered Mixer
\$300	32" Flat Screen TV
\$700	42" Plasma TV
\$300	Xbox 360
\$1,650	<b>TOTAL</b>

\$6,233.87 **REMODEL TOTAL**